

Tiger Logistics (India) Limited Q1FY18 PAT ₹20 Million, up 25%

**Revenue grew by 28% to ₹691 Mn
EBITDA stood at ₹34 Mn, up by 28%**

Tiger Logistics (India) Limited (BSE Scrip ID – 536264), a leading Third Party player with specialization in International Logistics handling import and export of Cargos and Projects announced its Un-Audited financial results for the Quarter ended 30th June, 2017.

Financial Highlights:

During Q1 FY18, total revenue increased by 28% to ₹691 million from ₹538 million for the same period last year. EBITDA grew to ₹34 million from ₹26 million for Q1 FY17, up by 28%. EBITDA margin stood at 4.9%. PBT grew by 23% to ₹31 million for Q1FY18 from ₹25 million for the corresponding period last year. PAT was higher by 25%, from ₹16 million for the first quarter of last year to ₹20 million of this year.

TEU's (Twenty Feet Unit's) for the quarter stood at 11,904. The TEU's performance was soft on account of GST implementation by clients and its impact on payment cycles. The fall was partially negated by better realization in few verticals.

For the quarter, Commodities was the highest contributor in the total revenue composition at 28%, followed by Automobiles at 21%, Projects at 18% and others at 33%.

Top 5 customers of the business contributed 21% of total revenue.

Multi modal segment contributed highest at 60% of total revenue, followed by CHA at 24% and Transportation at 16% for the quarter.

Commenting on the performance Mr. Harpreet Singh Malhotra, CMD said:

“FY18 has begun on a positive note for the Company. With traction from new businesses and expansion into new geographies, we have demonstrated strong growth momentum. The growth for the quarter was mainly driven by the US trade line, improved order book from East of India and our new focus area of import business. We believe that these businesses will pan out well in the coming quarters leveraging on our existing infrastructure. With GST and other Government reforms, India will be able to increase its competitiveness in the Global trade thereby benefitting EXIM logistics companies like us. Our focus on broadening our capabilities across many export oriented sectors will ensure sustainable growth going forward.”

About Tiger Logistics (India) Ltd.

Tiger Logistics (India) Ltd is a leading Third party logistics player with specialization in International Logistics handling import and export of Cargos and Projects. It has a very strong base of approx. 50 agents and partners all over the world. Its competitive edge lies in its Asset Light Model and providing one-stop solution to Customers for International Trades. Company provides logistics services across varied sectors thereby hedging its risk during downturns in economic cycle. The Company's shares are listed on BSE. For more information, please visit the company website www.tigerlogistics.in

Safe Harbor Statement:

Statements in this document relating to future status, events, or circumstances, including but not limited to statements about plans and objectives, the progress and results of research and development, potential project characteristics, project potential and target dates for project related issues are forward-looking statements based on estimates and the anticipated effects of future events on current and developing circumstances. Such statements are subject to numerous risks and uncertainties and are not necessarily predictive of future results. Actual results may differ materially from those anticipated in the forward-looking statements. The company assumes no obligation to update forward-looking statements to reflect actual results changed assumptions or other factors.

For Further Details, Please Contact:

Company:

Tiger Logistics (India) Ltd.

CIN - L74899DL2000PLC105817

Mr. Vishal Saurav Gupta

Company Secretary & Compliance Officer

csvishal@tigerlogistics.in

www.tigerlogistics.in

Investor Relations Advisors:

Strategic Growth Advisors Pvt. Ltd.

CIN - U74140MH2010PTC204285

Mr. Shogun Jain / Ms. Sanghamitra Karak

07738377756 / 09833692935

shogun.jain@sgapl.net

sanghamitra.karak@sgapl.net

www.sgapl.net



TIGER LOGISTICS (INDIA) LTD

Investor Presentation

August 2017





This presentation and the accompanying slides (the “Presentation”), which have been prepared by Tiger Logistics(India) Limited (the “Company”), have been prepared solely for information purposes and do not constitute any offer, recommendation or invitation to purchase or subscribe for any securities, and shall not form the basis or be relied on in connection with any contract or binding commitment whatsoever. No offering of securities of the Company will be made except by means of a statutory offering document containing detailed information about the Company.

This Presentation has been prepared by the Company based on information and data which the Company considers reliable, but the Company makes no representation or warranty, express or implied, whatsoever, and no reliance shall be placed on, the truth, accuracy, completeness, fairness and reasonableness of the contents of this Presentation. This Presentation may not be all inclusive and may not contain all of the information that you may consider material. Any liability in respect of the contents of, or any omission from, this Presentation is expressly excluded.

Certain matters discussed in this Presentation may contain statements regarding the Company’s market opportunity and business prospects that are individually and collectively forward-looking statements. Such forward-looking statements are not guarantees of future performance and are subject to known and unknown risks, uncertainties and assumptions that are difficult to predict. These risks and uncertainties include, but are not limited to, the performance of the Indian economy and of the economies of various international markets, the performance of the industry in India and world-wide, competition, the company’s ability to successfully implement its strategy, the Company’s future levels of growth and expansion, technological implementation, changes and advancements, changes in revenue, income or cash flows, the Company’s market preferences and its exposure to market risks, as well as other risks. The Company’s actual results, levels of activity, performance or achievements could differ materially and adversely from results expressed in or implied by this Presentation. The Company assumes no obligation to update any forward-looking information contained in this Presentation. Any forward-looking statements and projections made by third parties included in this Presentation are not adopted by the Company and the Company is not responsible for such third party statements and projections.





Financial & Operational Overview



Q1 FY18

Revenue
691 Mn

EBITDA
34 Mn

PAT
20 Mn

TEUs
11,904



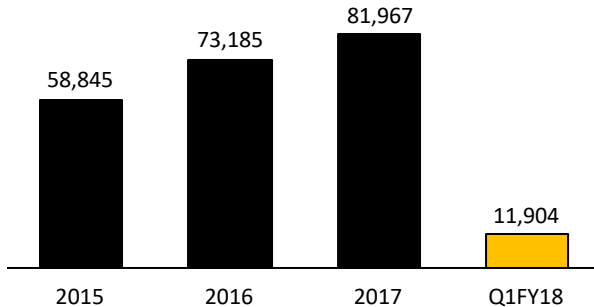
Q1FY18 Income Statement

Rs. Millions	Q1FY18	Q1FY17	YoY	FY17
Revenue	691	538	28%	2,981
Operating Expenses	601	468		2,586
Employee Expenses	41	31		148
Other Expenses	16	13		79
EBITDA	34	26	28%	168
EBITDA Margin	4.88%	4.89%	-1bp	5.64%
Other Income	1	2		2
Depreciation	1	1		5
EBIT	33	27		165
EBIT Margin	4.77%	4.96%		5.53%
Interest / Finance Cost	2	1		5
PBT	31	25		159
Tax	11	9		56
PAT	20	16	25%	103

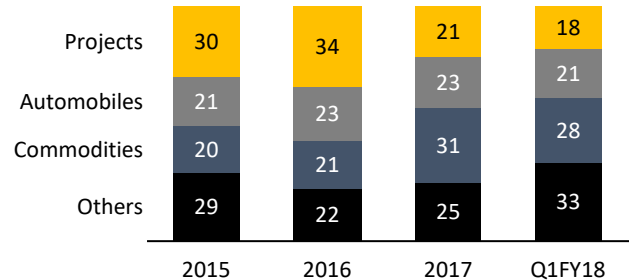
Operational Metrix



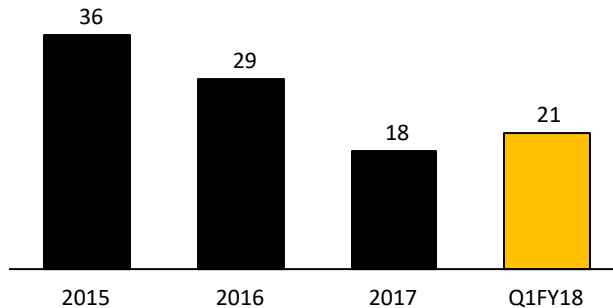
Twenty Feet Unit's (TEU's) Volume



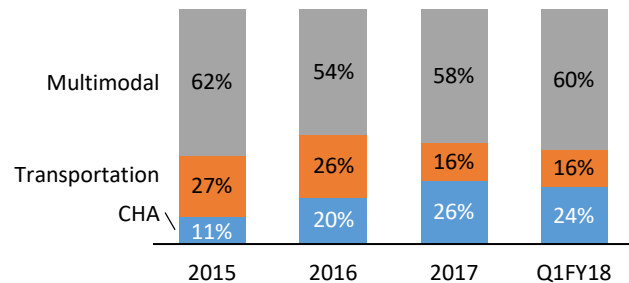
Industry wise Revenue Composition %



Top 5 Customers Contribution to Revenue %



Segment wise Revenue Composition %





Historical Income Statement

Rs. Millions	FY17	FY16	FY15	FY14
Revenue	2,981	2,534	2,458	1,475
Operating Expenses	2,586	2,237	2,227	1,306
Employee Expenses	148	108	80	60
Other Expenses	79	63	48	48
EBITDA	168	126	103	61
EBITDA Margin	5.64%	4.98%	4.20%	4.15%
Other Income	2	7	6	7
Depreciation	5	7	10	8
EBIT	165	125	99	60
EBIT Margin	5.53%	4.94%	4.04%	4.08%
Interest / Finance Cost	5	3	1	-
Exceptional Item (Gain) / Loss	0	-	(13)	-
PBT	159	122	84	60
Tax	56	49	27	21
PAT	103	73	58	39
PAT Margin	3.45%	2.88%	2.35%	2.66%



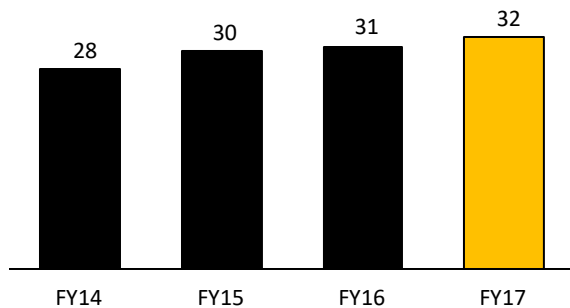
Historical Balance Sheet

Rs. Millions	FY17	FY16
Share Capital	106	106
Reserves and Surplus	365	262
Shareholders Funds	471	368
Long-term Borrowings	2	2
Long-term Provisions	13	9
Non-current liabilities	16	12
Short-term Borrowings	62	59
Trade Payables	346	293
Other Current Liabilities	24	40
Short-term provisions	18	18
Current liabilities	451	410
TOTAL - EQUITY AND LIABILITIES	938	790
Fixed Assets	30	28
Capital Work in Progress	18	3
Long-term Loans and Advances	5	3
Non-current investments	3	1
Deferred Tax Assets	5	4
Non-current assets	61	39
Trade Receivables	823	672
Cash and Cash Equivalents	46	70
Short-term Loans and Advances	0	1
Other current assets	7	7
Current assets	877	750
TOTAL - ASSETS	938	790

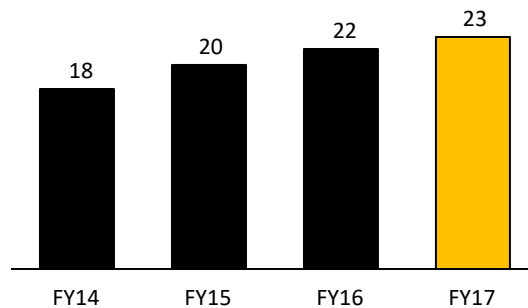
Performance Measurement



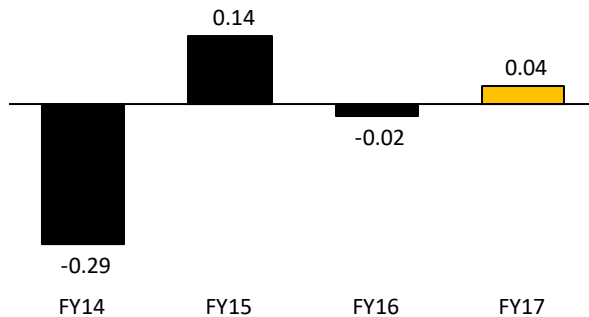
Return on Capital Employed %



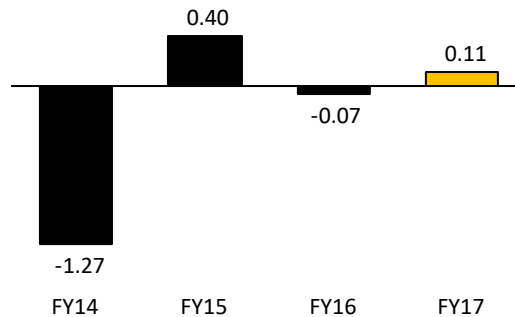
Return on Equity %



Net Debt to Equity Ratio



Net Debt to EBITDA Ratio






Company Overview



TIGER LOGISTICS is a Multi-Vertical Global Logistics Solution Provider



Established in 2000

Started in 2000 with the vision to become a **one stop solution** provider to all things 'Logistics'

Multi Vertical

Tiger Logistics is one of the few logistics companies with experience of **dealing with multiple industries**

Solution Provider

We carve out **tailored solutions** based on customers needs and manage their end to end logistics requirement

True to our Philosophy

Providing **Cost Effective, Error free, efficient & timely services** to our clients

Partnership Oriented

We adopt an **Asset light Business Model** through **Partnerships** with Leading Carriers associated by a dedicated team of in-house industry specialists

Capitalizing on our Strengths...



Strong Execution


Our strong on ground force constantly thrives for efficiency in execution

PAN India Presence

Our strong network of agents and affiliates helps in swift & quick movement of goods

Varied product mix

We have hedged the risk of downturn in economy by having varied product mix



Asset Light Model

Our Asset Light Business model results in Higher ROCE & ROE

Low Leverage

Through Optimum fund Utilization we have been a low leverage company

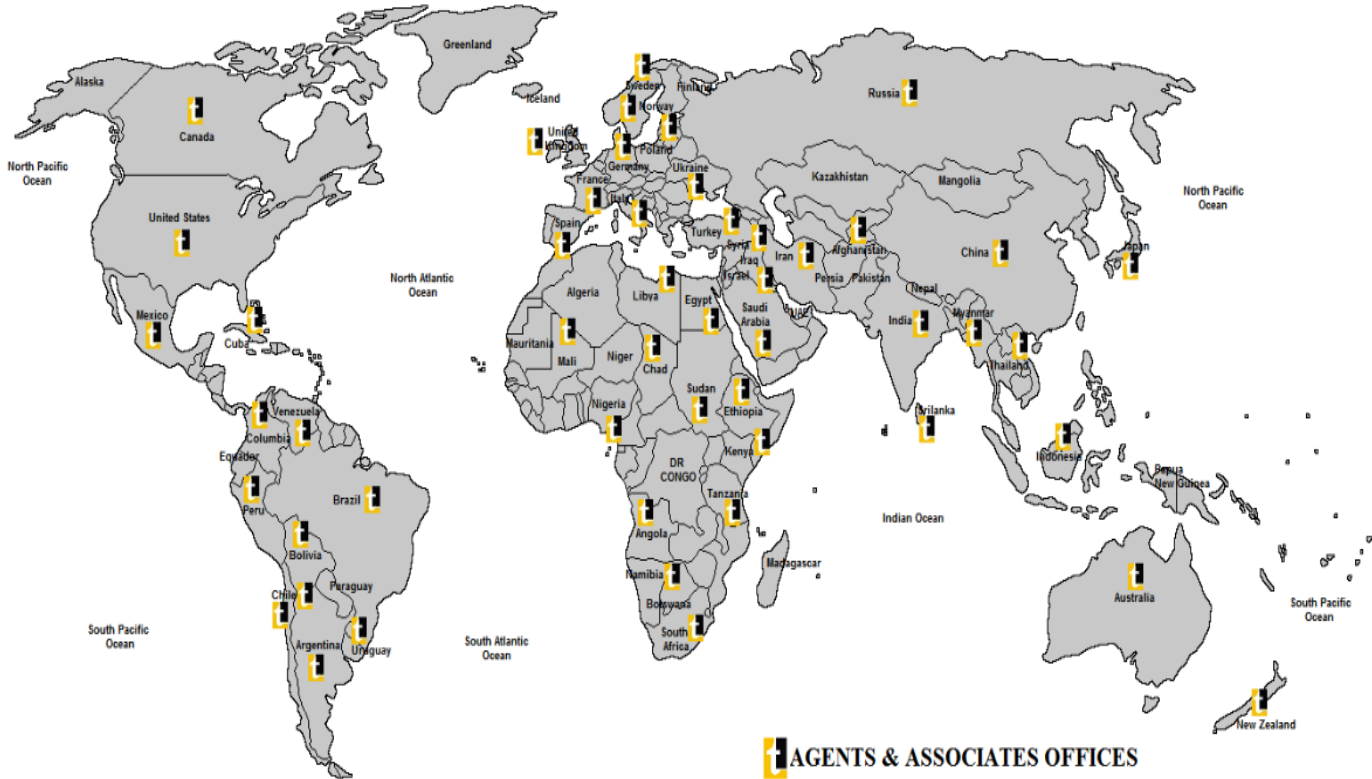
Strong IT backup


We have built strong IT infrastructure in our Systems to compliment our operational excellence

One Stop Solution

Having a large gamut of services makes us a complete logistic solution provider

...with a Global Presence

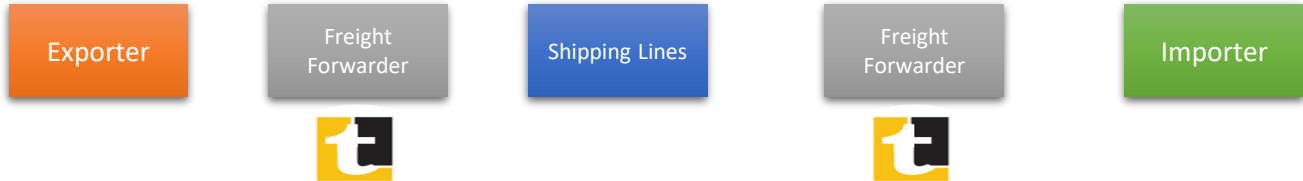


 AGENTS & ASSOCIATES OFFICES

Leading FCL Player in India

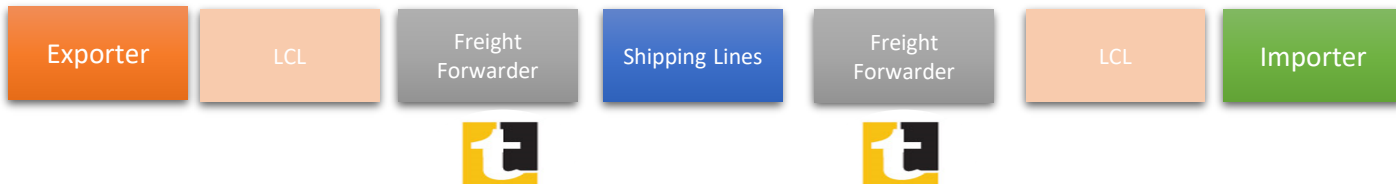


When Exporter has Full Container Load



- Our Association with multiple corporates across varied industries helps us to source Full Container Loads

When Exporter has Less than Container Load

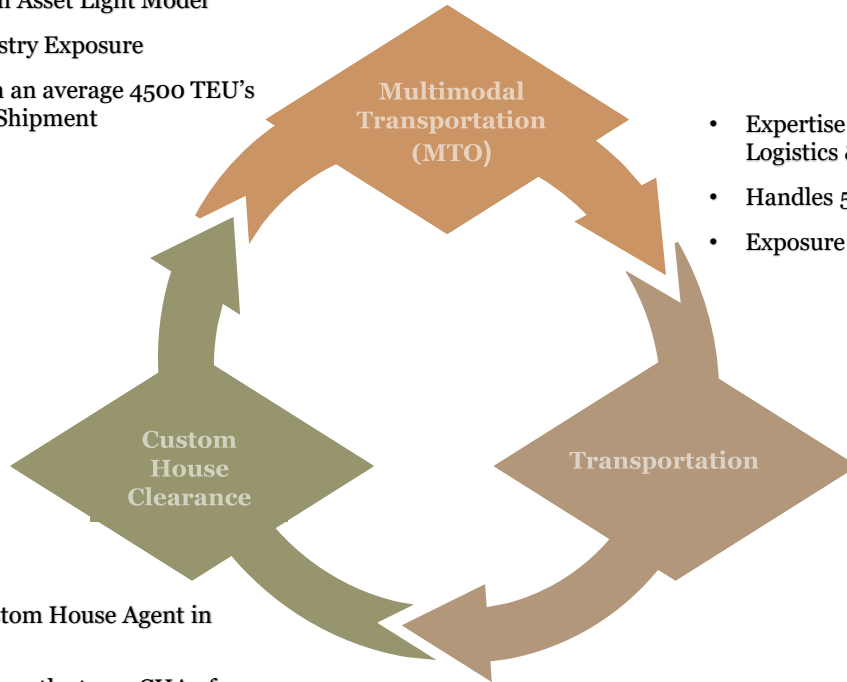


- Our Strong Network of LCL's provide us continuous business opportunities thus strengthening our position as a leading FCL player in India



Multi Segment Experience...

- Operates on Asset Light Model
- Multi Industry Exposure
- Handles on an average 4500 TEU's Container Shipment



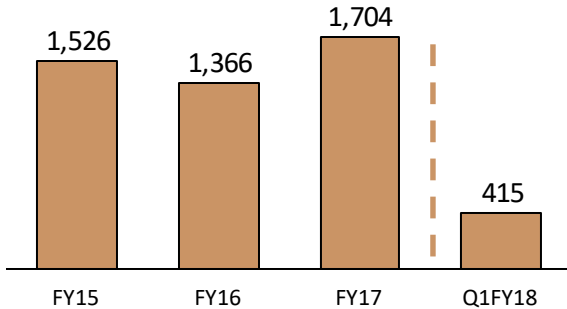
- Expertise in handling Project Logistics & Food Commodities
- Handles 500+ shipments per month
- Exposure to Varied products

- Started as a Custom House Agent in 2000
- Recognized among the top 3 CHA of North India by Concor India
- Clearing Services for import & Export at all major ports & ICD's

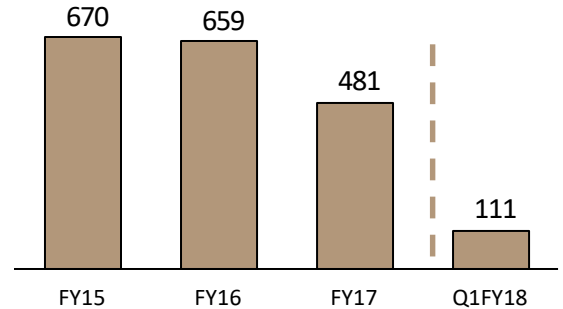


...with growing prospects in all segments...

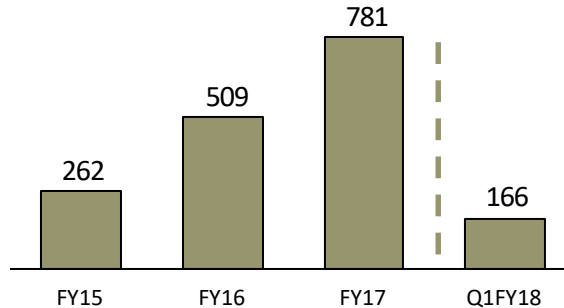
Multimodal Transport [Rs. mn]



Transportation [Rs. mn]



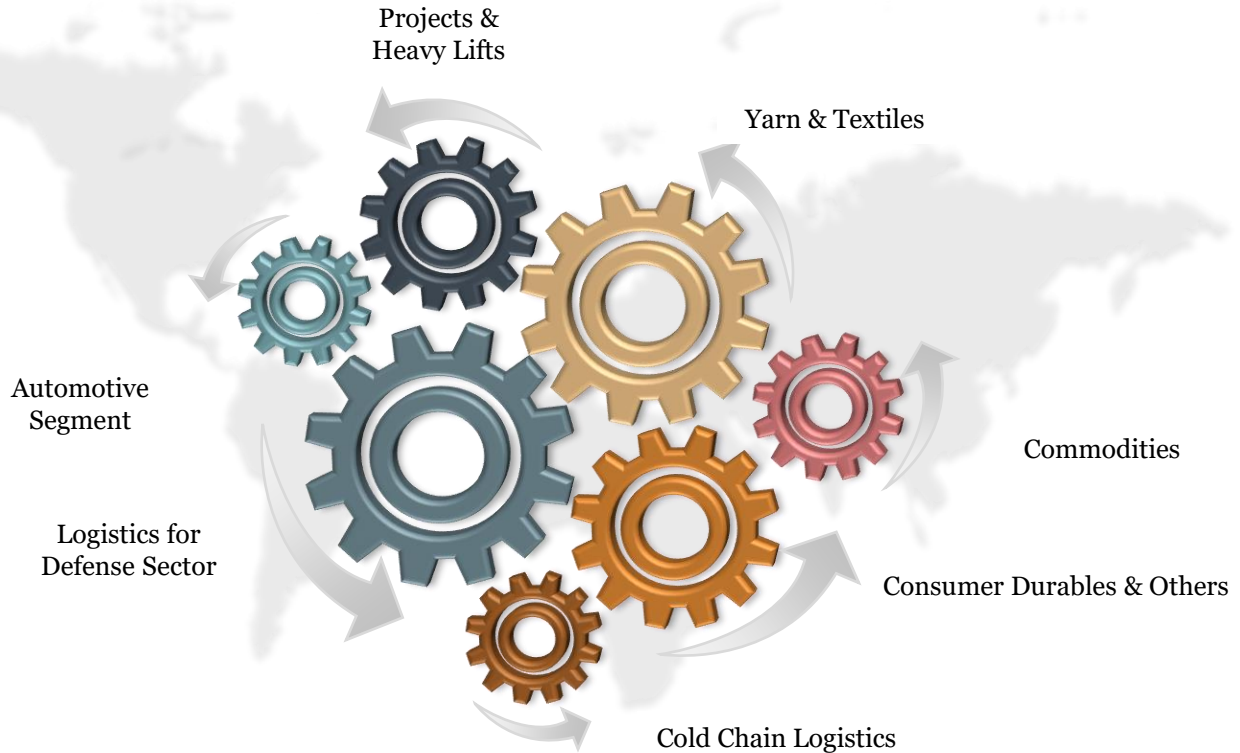
CHA [Rs. Mn]



...servicing multiple clients...



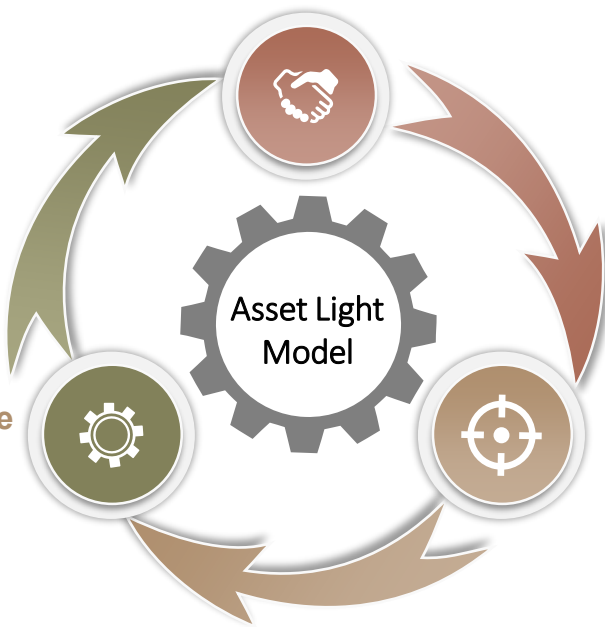
...across varied sectors...



...thus diversifying risk profile ¹⁸



Asset Light Model –Our USP



Partnership based approach...

Leveraging on the strengths and fleets of partners without reorienting the wheel to create large Asset base

...and helps Balance Sheet Management

Allows us to focus on improving working capital efficiency rather than asset creation thus generating superior returns

...allows us greater flexibility to expand portfolio

Asset light model encourages us to enhance our services and solutions portfolio which in turn increases value proposition for the customer



Future Strategy

Leverage & Deepen Relationships

To strengthen and enhance the strong relationships with existing partners & Associates

Domestic Logistics & LCL

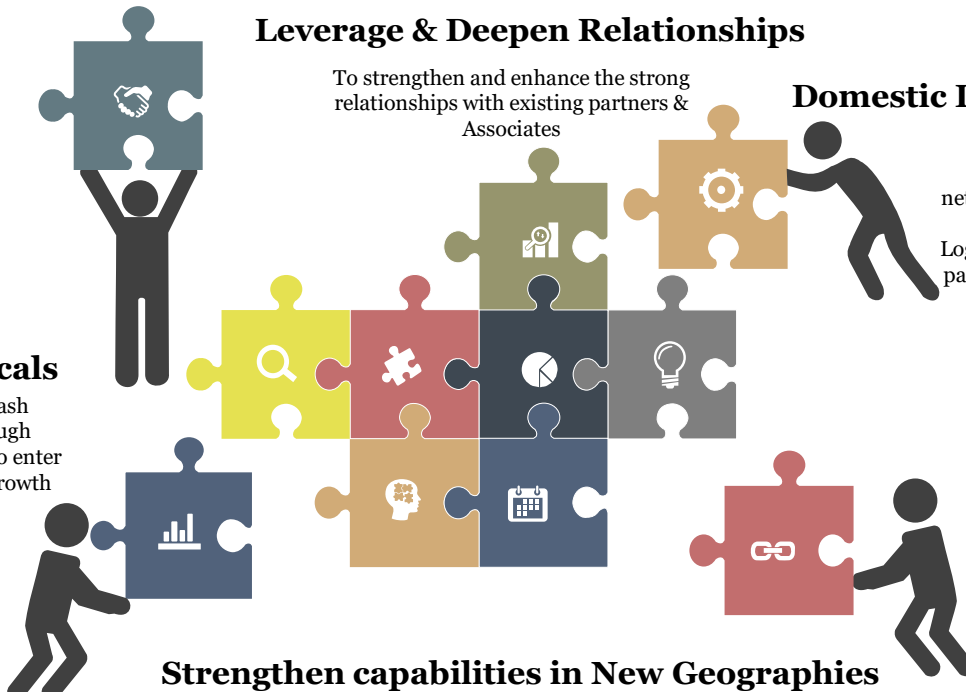
Leveraging existing network & infrastructure to enter Domestic Logistics segment and be part of the LCL Segment in India

New Verticals

To utilize the cash generated through existing verticals to enter new avenues of growth

Strengthen capabilities in New Geographies

To enhance the network of agents & partners in new geographies further enhancing global competitiveness and capability to serve the customer

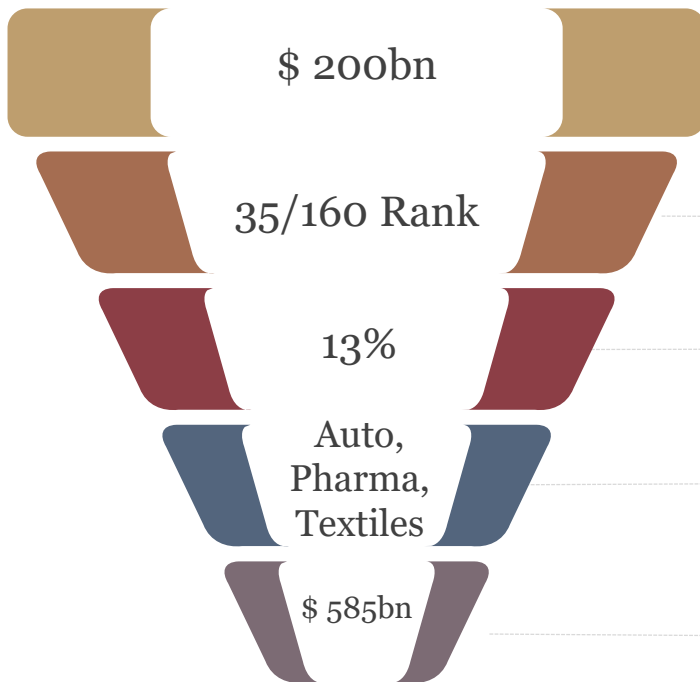




Industry Snapshot



Indian Logistics Scenario



Size of Logistics Sector

Logistics Industry is poised to grow to 200bn by 2020

Logistics Performance Index

India ranked 35 in Global LPI jumping 19 places from 2014. LPI is a barometer for gauging trade logistics performance

Logistics cost as % of GDP

Total Logistics cost is 13% of GDP. Comparative figures for China is 18% while for USA is 8.5%

Industries driving growth

Uptick in demand is driven by Automobiles, Pharmaceutical, Textiles & Cement Industry

Government's Investment

Government has proposed to invest USD 585bn to improve Logistics sector including Road, Rail, Air & Sea Ports



Demand Drivers

Manufacturing Demand

- 1 Trillion US\$ Size of Manufacturing sector by 2025
- 25% Contribution to GDP by 2025 from 16% currently

Agriculture Demand

- Second largest producer of vegetables and fruits
- Shortage of Infrastructure to store agricultural produce



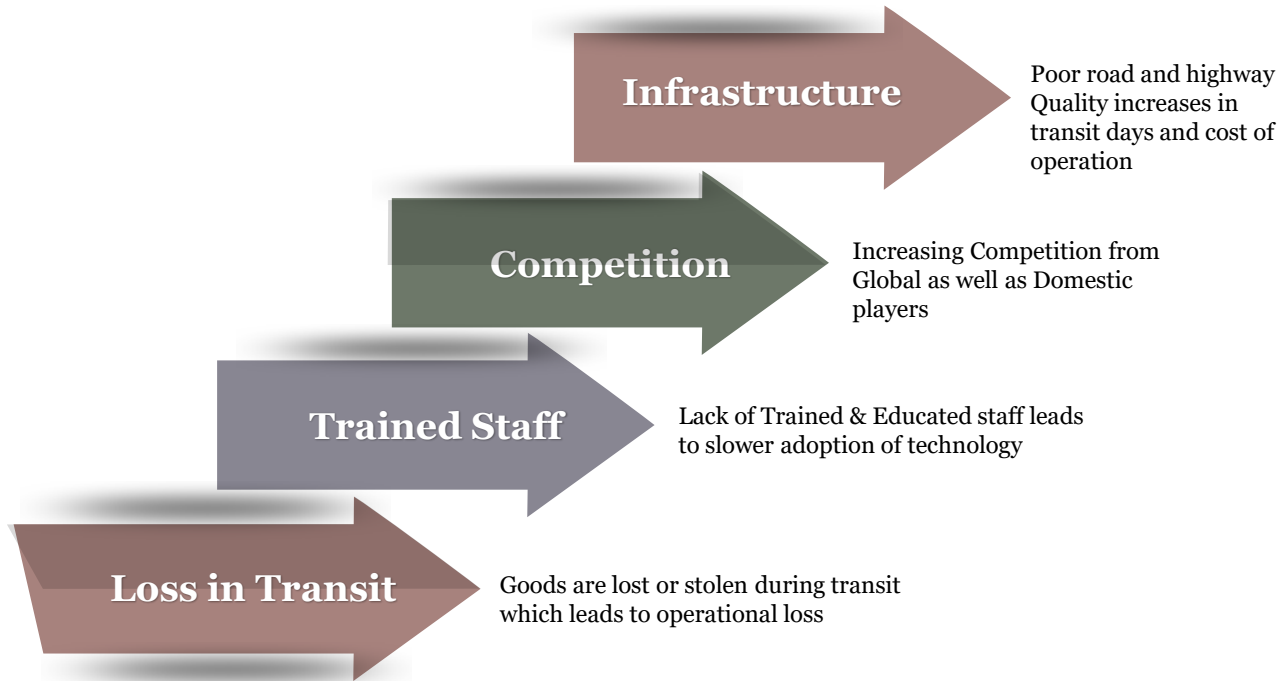
Consumption Demand

- Increase in Consumption at 6.7% during 2015-20
- Consumer spending will more than double by 2025
- 5th Largest Consumer Country by 2025

EXIM Demand

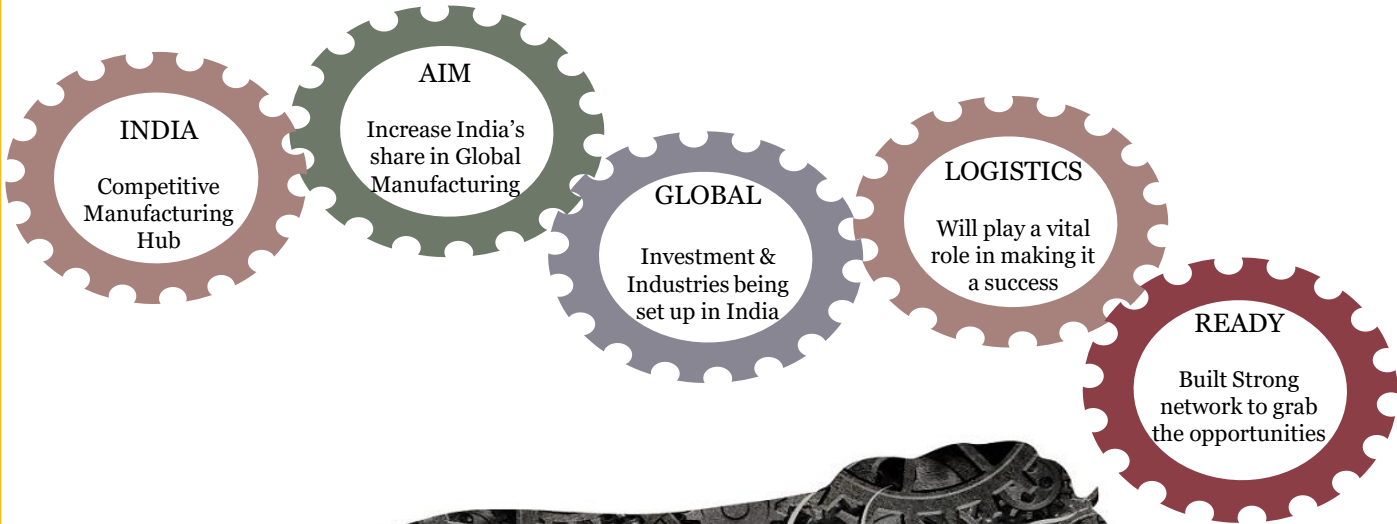
- Global demand of Made in India goods increasing
- Better Port Infrastructure to help EXIM propel further

Challenges





Make in India – Growth Opportunity



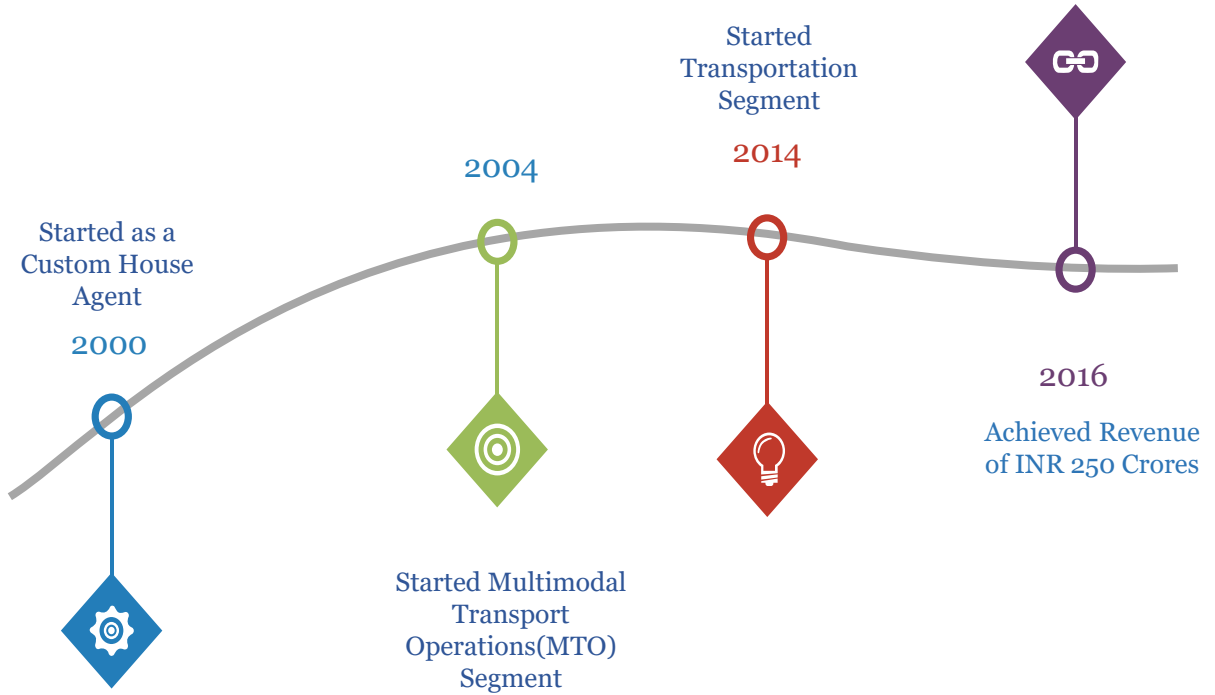




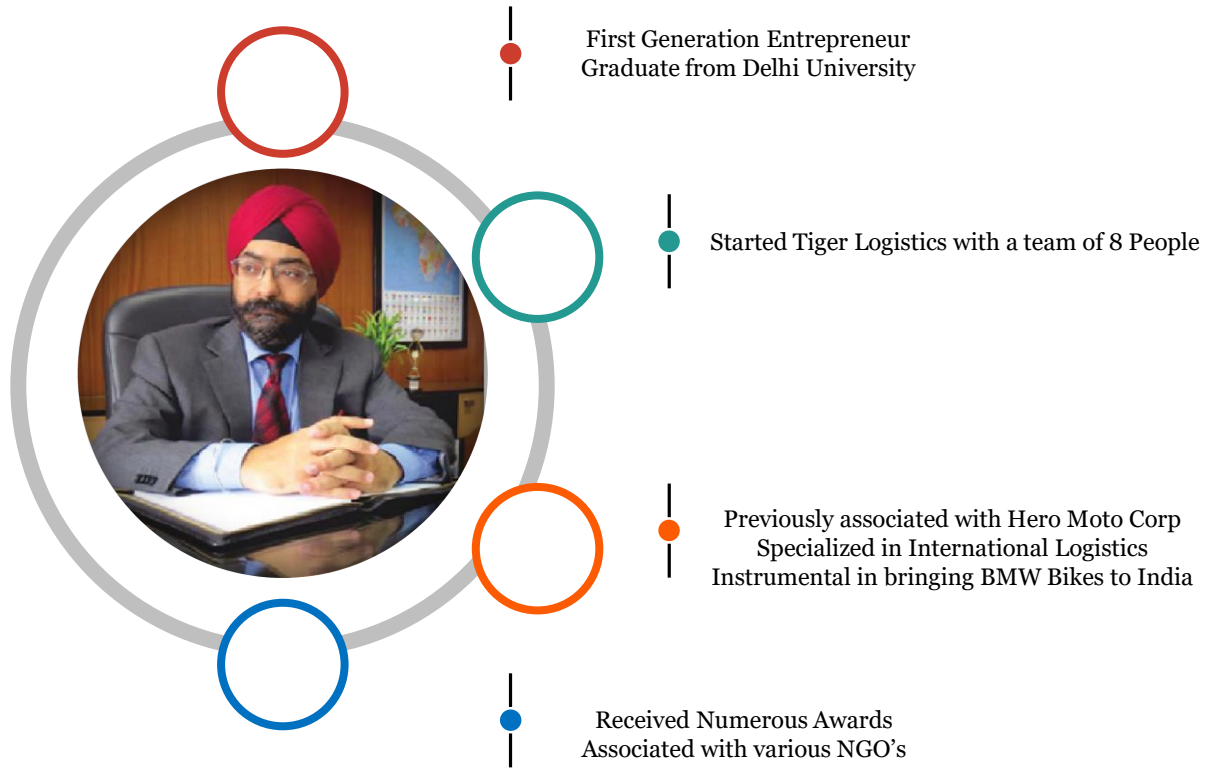
The Journey so far...



Milestones



Strong Promoter Prowess



Recognition & Awards



Recipient of “India’s Greatest Brands & Leaders 2015-16 – PRIDE OF THE NATION” (Logistics sector) by PWC India, and chosen by Consumers & Industry




Awarded “World’s Greatest Brand & Leader of Asia & GCC in Logistics sector” by PWC India



Recognized among the top 3 Custom House Agents (CHA) of North India, by Container Corporation of India (CONCOR India)



Accreditations & Affiliations





Our Credentials

Ported to Piraeus, Greece



Ported to Montevideo, Uruguay



60 Dornier Aircraft Ported to Ruag, Germany



300 TEU's Bio Power Plant Project Ported to Laem Chabang, Thailand





For further information, please contact:

Company :

Investor Relations Advisors :

Tiger Logistics(India) Limited.

CIN - L74899DL2000PLC105817

Mr. Vishal Gupta, Compliance Officer

csvishal@tigerlogistics.in

<http://www.tigerlogistics.in/>

Strategic Growth Advisors Pvt. Ltd.

CIN - U74140MH2010PTC204285

Mr. Shogun Jain / Ms. Sanghamitra Karak

shogun.jain@sgapl.net / sanghamitra.karak@sgapl.net

+91 7738377756 / +91 9833692935

www.sgapl.net
